

GO PLAY



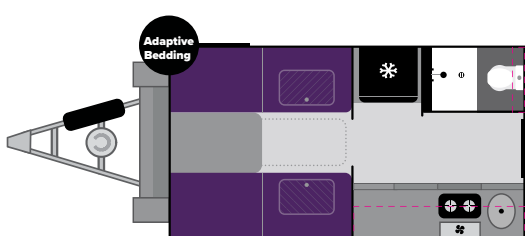
A category of caravan that is truly in a class of its own.

Beautifully made, fully featured, compact, strong and weather proof. Easy to tow and super easy to use. Quite simply, nothing compares.

"The CRV Range from Crusader Caravans is among the most interesting new caravan line-ups in Australia at the moment."

GO RV Read full article at gorv.com.au/review-crusader-crv-gladiator

CRV = Crusader Recreational Vehicle



GHA MELEON Action SV

Sleeps	2 people	Body Length	12'6" 3830mm*
Av. Ball	114kg*	Overall Length	18'6" 5670mm*
Max Payload	876kg	Overall Height	9'6" 2880mm*
Av. Tare	1324kg*	Overall Width	7'3" 2200mm*
		ATM	2200kg

GHA MELEON Liberty SV (Off-road)

Sleeps	2 people	Body Length	12'6" 3830mm*
Av. Ball	128kg*	Overall Length	18'6" 5670mm*
Max Payload	1286kg	Overall Height	9'7" 2915mm*
Av. Tare	1414kg*	Overall Width	7'3" 2200mm*
		ATM	2700kg



Proudly Australian Made



Full composite construction



Lighter weight

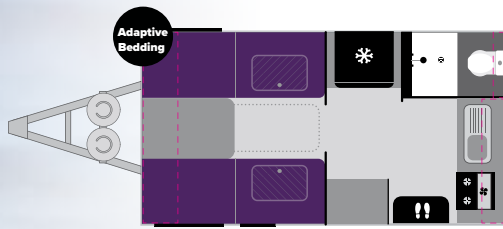


Everything you need in a compact design



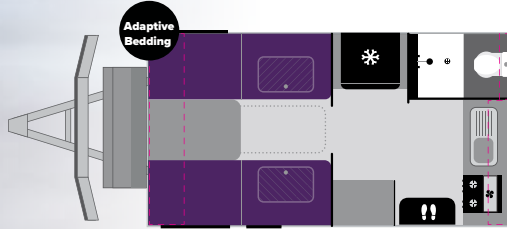
Reputation you can trust

*Indicative lengths and weights are for standard configuration, any additional options or variations will increase weights. Weights are approximate only and can vary between individual caravans. The Compliance Plate specifies the accurate weight for each respective caravan. Alterations to designated ATM may be requested at the time of order provided it does not exceed the legal maximum and is subject to the final tare weight. Body length is measured externally from the front wall to the back wall. Overall width is measured externally and includes all protruding fixtures.



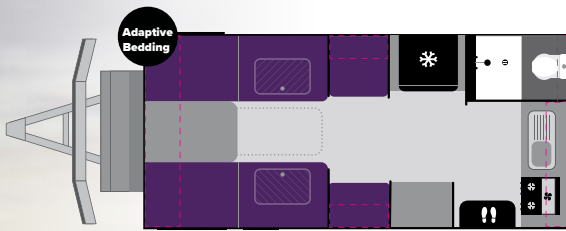
ESPERANCE

	Sleeps	2 people		Body Length	12'10" 3915mm*
	Av. Ball	90kg*		Overall Length	19'3" 5875mm*
	Max Payload	450kg		Overall Height	9'4" 2850mm*
	Av. Tare	1350kg*		Overall Width	7'3" 2200mm*
	ATM				1800kg



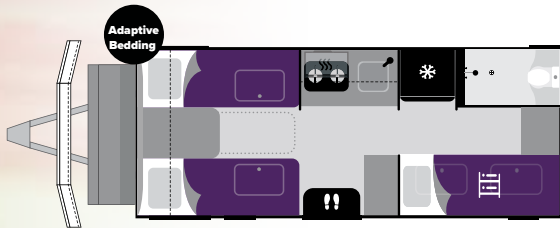
GLADIATOR (Off-road)

	Sleeps	2 people		Body Length	12'10" 3915mm*
	Av. Ball	115kg*		Overall Length	19'9" 6025mm*
	Max Payload	1050kg		Overall Height	9'9" 2995mm*
	Av. Tare	1580kg*		Overall Width	7'3" 2200mm*
	ATM				2700kg



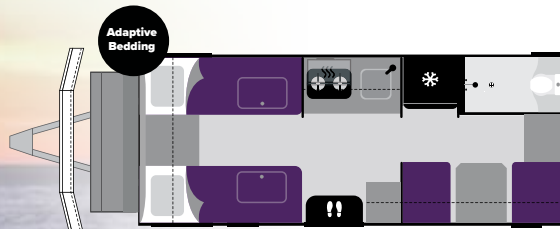
GLADIATOR FORCE (Off-road)

	Sleeps	2 people		Body Length	14'10" 4510mm*
	Av. Ball	140kg*		Overall Length	21'9" 6620mm*
	Max Payload	1010kg		Overall Height	9'9" 2995mm*
	Av. Tare	1690kg*		Overall Width	7'3" 2200mm*
	ATM				2700kg



FAMiia (Off-road)

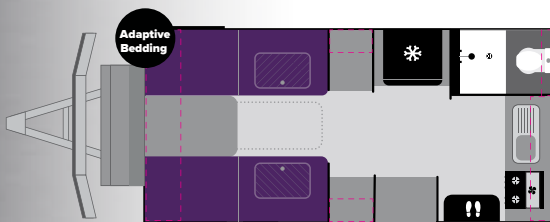
	Sleeps	4 people		Body Length	17'3" 5250mm*
	Max Payload	860kg		Overall Length	23'8" 7210mm*
	Av. Tare	1840kg*		Overall Height	9'9" 2995mm*
	MAX ATM	2700kg		Overall Width	7'3" 2200mm*



STORM (Off-road)

	Sleeps	2 people		Body Length	17'3" 5250mm*
	Max Payload	860kg		Overall Length	23'8" 7210mm*
	Av. Tare	1840kg		Overall Height	9'9" 2995mm*
	MAX ATM	2700kg		Overall Width	7'3" 2200mm*

Remote Office Hub optional
 Remote Office Hub: This model can be equipped with essential features for a functional remote office space, including Starlink provision, rapid charging USB & USB-C ports, extra power points, and a convenient wireless phone charger.



HURRICANE (Off-road)

	Sleeps	2 people		Body Length	14'10" 4510mm*
	Av. Ball	145kg*		Overall Length	21'9" 6620mm*
	Max Payload	1050kg		Overall Height	Variable
	Av. Tare	1750kg*		Overall Width	7'3" 2200mm*
	MAX ATM				2800kg

Adaptive Bedding
 Adaptive bedding configuration: Single beds zip together for a double bed in all models

*Indicative lengths and weights are for standard configuration, any additional options or variations will increase weights. Weights are approximate only and can vary between individual caravans. The Compliance Plate specifies the accurate weight for each respective caravan. Alterations to designated ATM may be requested at the time of order provided it does not exceed the legal maximum and is subject to the final tare weight. Body length is measured externally from the front wall to the back wall. Overall width is measured externally and includes all protruding fixtures.

Model Specific Features

FEATURES	CHAMELEON ACTION SV	CHAMELEON LIBERTY SV	ESPERANCE	GLADIATOR	FAMILIA	STORM	GLADIATOR FORCE	HURRICANE
Full composite build	Standard	Standard	Standard	Standard	Standard	Standard	Standard	Standard
Fully insulated floor, walls & roof	Standard	Standard	Standard	Standard	Standard	Standard	Standard	Standard
Strong 450MPa steel chassis	4"	6"	4"	6"	6"	6"	6"	6"
Brakes	12" Electric	12" Electric	12" Electric	12" Electric	12" Electric	12" Electric	12" Electric	Hydraulic Disc Brakes
Semi recessed coupling	50mm Ball	Pivoting pin	50mm Ball	Pivoting pin	Pivoting pin	Pivoting pin	Pivoting pin	Pivoting pin
Extended A-Frame with toolbox	Matt black medium aluminium toolbox	Matt black medium aluminium toolbox	<i>Optional extra</i>	Matt black large aluminium toolbox with sliders	Matt black large aluminium toolbox with sliders	Matt black large aluminium toolbox with sliders	Matt black large aluminium toolbox with sliders	Matt black large aluminium toolbox with firewood box
Chassis mounted stone guard	<i>Optional extra</i>	<i>Optional extra</i>		<i>Optional extra</i>	Stone shield with mesh	Stone shield with mesh	Stone shield with mesh	Stone shield with mesh
Wheels & tyres	15x 235 Weight rated alloy wheels and tyres	16x 245 Weight rated alloy wheels and tyres	15x 205 Weight rated alloy wheels and tyres	16x 245 Weight rated alloy wheels and tyres	16x 245 Weight rated alloy wheels and tyres	16x 245 Weight rated alloy wheels and tyres	16x 245 Weight rated alloy wheels and tyres	18x 275 Weight rated alloy wheels and tyres
Suspension	2200kg Eye to eye leaf spring	2700kg Independent coil suspension	1800kg torsion beam suspension	2700kg Independent coil suspension	2700kg Independent coil suspension	2700kg Independent coil suspension	2700kg Independent coil suspension	2800kg Independent suspension with stage 4 airbags
Fresh water tank	2x 110 Litre	2x 110 Litre	1x 110 Litre	2x 110 Litre	2x 110 Litre	2x110 Litre	2x 110 Litre	2x 110 Litre
Grey water tank	<i>Optional Extra</i>	<i>Optional Extra</i>	<i>Optional Extra</i>	110 Litre	110 Litre	110 Litre	110 Litre	110 Litre
Electrical management system	BMPRO Aspero with 20 amp DC-to-DC charger	BMPRO Aspero with 20 amp DC-to-DC charger	BMPRO Aspero with 20 amp DC-to-DC charger	BMPRO Aspero with 20 amp DC-to-DC charger	BMPRO Aspero with 20 amp DC-to-DC charger	BMPRO Aspero with 20 amp DC-to-DC charger	BMPRO 35 amp - S2 Trek display and 20 amp DC-to-DC charger	BMPRO 35 amp - S2 Odyssey display and 20 amp DC-to-DC charger & shunt
12v & 240v wiring systems	Standard	Standard	Standard	Standard	Standard	Standard	Standard	Standard
LED taillights	Standard	Standard	Standard	Standard	Standard	Standard	Standard	Standard
Bluetooth audio system with internal speakers	Standard	Standard	Standard	Standard	<i>Optional extra</i>	<i>Optional extra</i>	Standard	Standard
Two external speakers	Standard	Standard	Standard	Standard	<i>Optional extra</i>	<i>Optional extra</i>	Standard	Standard
Remote controlled lighting	Standard	Standard	Standard	Standard	Standard	Standard	Standard	Standard
Awning lights	x 2	x 2	x 2	x 2	x 2	x 2	x 2	x 2
Anderson plug	To battery	To battery	To battery	To battery	To battery	To battery	To battery	2 X To battery & hydraulic brakes
Tunnel boot	Full tunnel boot with 2 extra large access doors	Full tunnel boot with 2 extra large access doors	Full tunnel boot with 2 large access doors	Full tunnel boot with 2 large access doors	Full tunnel boot with 2 extra large access doors	Full tunnel boot with 2 large access doors	Full tunnel boot with 2 extra large access doors	Full tunnel boot with 2 extra large access doors
Battery	135 Ah AGM battery	135 Ah AGM battery	110 Ah AGM battery	135 Ah Lithium battery	135 Ah Lithium battery	135 Ah Lithium battery	200 Ah Lithium battery	200 Ah Lithium battery x2
Solar Panel	1 x 200 Watt	2x 200 Watt	1x 200 Watt	2x 200 Watt	1x 200 Watt	1x 200 Watt	2x 200 Watt	2x 200 Watt
Inverter	2000 Watt <i>Optional extra</i>	2000 Watt <i>Optional extra</i>	2000 Watt <i>Optional extra</i>	2000 Watt <i>Optional extra</i>	2000 Watt <i>Optional extra</i>	2000 Watt <i>Optional extra</i>	2000 Watt <i>Optional extra</i>	3000 Watt
Light bar front and rear	<i>Optional extra</i>	<i>Optional extra</i>	<i>Optional extra</i>	<i>Standard</i>	<i>Standard</i>	Standard	<i>Standard</i>	Standard
12v cabin fan	X2	X2	X1	X1	X4	X2	X2	X4
Auto positioning sat dish	<i>Optional extra</i>	<i>Optional extra</i>	<i>Optional extra</i>	<i>Optional extra</i> (one solar panel removed)	<i>Optional extra</i>	<i>Optional extra</i>	<i>Optional extra</i>	Satking satellite TV
WiFi	<i>Optional extra</i>	<i>Optional extra</i>	<i>Optional extra</i>	<i>Optional extra</i>	<i>Optional extra</i>	<i>Optional extra</i>	RV WiFi kit	RV WiFi kit
TV	<i>Optional extra</i>	<i>Optional extra</i>	24" Smart TV	24" Smart TV	24" Smart TV	24" Smart TV	27" Smart TV	27" Smart TV
Plumbing protection	<i>Optional extra</i>	<i>Optional extra</i>	<i>Optional extra</i>	Standard	Standard	Standard	Standard	Standard
Truma gas heater	<i>Optional extra</i>	<i>Optional extra</i>	<i>Optional extra</i>	<i>Optional extra</i>	<i>Optional extra</i>	<i>Optional extra</i>	Truma gas heater	Truma gas heater
Gas Cylinder	1x 9kg	1x 9kg	2x 9kg	2x 9kg	2x 9kg	2x 9kg	2x 9kg	2x 9kg
Spare Wheel	A-Frame	A-Frame	Bumper bar	Bumper bar	Bumper bar	Bumper bar	Bumper bar	Bumper bar

Scan to view
the full
CRV range



Scan to view
CRV Videos
on our Video
Library page



Model Specific Features

FEATURES	CHAMELEON ACTION SV	CHAMELEON LIBERTY SV	ESPERANCE	GLADIATOR	FAMILIA	STORM	GLADIATOR FORCE	HURRICANE
Ceiling height	1920mm	1920mm	1920mm	1920mm	1920mm	1920mm	1920mm	1920mm
Wheel spats	Standard	Standard	Standard	Standard	Standard	Standard	Standard	Standard
Easy drop legs each corner	Standard	Standard	Standard	Standard	Standard	Standard	Standard	Standard
Pull out step	Double	Double	Single	Double	Double	Double	Double electric	Double electric
Large double-glazed windows	Standard	Standard	Standard	Standard	Standard	Standard	Standard	Standard
Cooktop	2 Gas burner & external slideout kitchen	2 Gas burner & external slideout kitchen	4 Gas burner & grill	4 Gas burner & grill	2 Gas burner	2 Gas burner	4 Gas burner & grill	4 Gas burner & grill
Range hood over cooktop	Standard	Standard	Standard	Standard	Standard	Standard	Standard	Standard
Fridge 12v compressor	115 Litre	115 Litre	115 Litre	130 Litre	188 Litre	188 Litre	188 Litre	188 Litre
Cupboards above refrigerator	Standard	Standard	Standard	Standard	Not available	Not available	Not available	Not available
Microwave	Not available	Not available	Standard	Standard	Standard	Standard	Standard	Standard
Sink with flick mixer	Standard	Standard	Standard	Standard (with filter)	Standard (with filter)	Standard (with filter)	Standard (with filter)	Standard (with filter)
Plywood computer cut cabinetry (no chip board)	Standard	Standard	Standard	Standard	Standard	Standard	Standard	Standard
Flat face overhead cabinets	Standard	Standard	Standard	Standard	Standard	Standard	Standard	Standard
Metal sided drawers with nylon runners	Standard	Standard	Standard	Standard	Standard	Standard	Standard	Standard
Shower/toilet ensuite	Standard	Standard	Standard	Standard	Standard	Standard	Standard	Standard
Overhead storage cabinet	Standard	Standard	Standard	Standard	Standard	Standard	Standard	Standard
Full height mirror door	Standard	Standard	Standard	Standard	Standard	Standard	Standard	Standard
Corner basin	<i>Optional extra</i>	<i>Optional extra</i>	Standard	Standard	Standard	Standard	Standard	Standard
OHC in bathroom	Standard	Standard	Standard	Standard	Standard	Standard	Standard	Standard
Bed single/double bed with bed slide board	Standard	Standard	Standard	Standard	Standard	Standard	Standard	Standard
Bed	Innerspring	Innerspring	Innerspring	Innerspring	Innerspring + 2 bunks (6'0"x2'2")	Innerspring	Pillowtop	Latex pillowtop
Removable swing away table	<i>Optional extra</i>	<i>Optional extra</i>	Standard	Standard	Standard	<i>Optional extra</i>	Standard	<i>Optional extra</i>
Heavy duty vinyl floor	Standard	Standard	Standard	Standard	Standard	Standard	Standard	Standard
Picnic table	<i>Optional extra</i>	<i>Optional extra</i>	Standard	Standard	Standard	Standard	Standard	Standard
External TV hatch	<i>Optional extra</i>	<i>Optional extra</i>	Standard	Standard	Standard	Standard	Standard	Standard
Breakaway system	Standard	Standard	Standard	Standard	Standard	Standard	Standard	Standard
Fire extinguisher & smoke alarm	Standard	Standard	Standard	Standard	Standard	Standard	Standard	Standard
Safety chains	Standard	Standard	Standard	Standard	Standard	Standard	Standard	Standard
External security screen door	Standard	Standard	Standard	Standard	Standard	Standard	Standard	Standard
Windows with flyscreens and block out blinds	Standard	Standard	Standard	Standard	Standard	Standard	Standard	Standard
Windout box awning	2.6m	2.6m	3m	3m	4m	4m	3.5m	3.5m
Water filter	<i>Optional extra</i>	<i>Optional extra</i>	<i>Optional extra</i>	Standard	Standard	Standard	Standard	Standard
Skylight	<i>Optional extra</i>	<i>Optional extra</i>	Mini Hatch	Mini Hatch	Mini Hatch	Mini Hatch	Mini Hatch	Maxi Hatch
Dometic dust reduction system	<i>Optional extra</i>	<i>Optional extra</i>	<i>Optional extra</i>	<i>Optional extra</i>	<i>Optional extra</i>	<i>Optional extra</i>	Dometic DRS285	Dometic DRS285

Disclaimer: Crusader Caravans reserve the right to alter specifications without notice. Specifications may vary subject to availability and E&OE (Errors & Omissions Excepted).